




RELIGION K

COURSE MANUAL







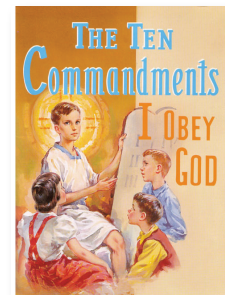


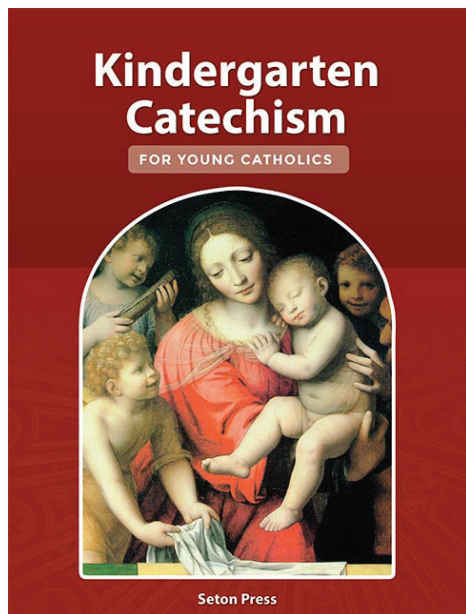
LESSON PLANS - QUARTER REPORT FORMS

RELIGION K

INTRODUCTION

Course Materials

- *Kindergarten Catechism for Young Catholics*
- *My Jesus and I*
- *Coloring Book About the Rosary*
- *Coloring Book About the Holy Bible*
- *Coloring Book About Mary*
- *The Angels*
- *The Seven Sacraments*
- *The Ten Commandments*





RELIGION K LESSON PLAN





RELIGION K LESSON PLAN

FIRST QUARTER

Note to Parent

Our goal for the First Quarter is to cover the prayers of the Faith. Your child should know all the prayers by the end of the First Quarter. There is no point in learning the catechism, the doctrines, if we are not praying every day. Being a Catholic means not only understanding the Catholic Faith and what Jesus taught, but it also means living the Catholic life, primarily through daily prayer.

Week One

You can check off work as
your student completes it!



Kindergarten Catechism for Young Catholics: Review the **cover** and **introduction material**. ☐

Before you begin, show your child the cover of the *Kindergarten Catechism for Young Catholics* book. The Christ Child is held by the Blessed Mother and is surrounded by angels. The back cover has a photo of a beautiful church in Rome.

Discuss the title page and the back of the title page. This catechism was written by several people on the Seton staff, including a priest. Seton asks that you and your child remember the Seton staff in your prayers when you study your catechism lessons.

Please notice that this catechism is printed with the approval of the bishop of Arlington.

Most of the Seton books are dedicated to the Sacred Heart of Jesus. Every Catholic home should have a picture of the Sacred Heart. Discuss the picture. Discuss the details of the beautiful painting of Jesus with the little children. This is one of the most famous and popular paintings of all time.

Read the table of contents to your child. Read the Foreword to Parents.



Kindergarten Catechism: Chapter One: Prayers: The Sign of the Cross (p. 1). ☐

Read and explain the Sign of the Cross. By this age, your child should be making the Sign of the Cross whenever you gather as a family to say prayers.

Point out the painting of the baptism of Jesus by St. John the Baptist. Point out God the Father as you explain His words: This is My beloved Son in Whom I am well pleased. Also, point out the dove which represents the Holy Spirit.



My Jesus and I: Review the **cover** and **introduction material**. ☐

In the book *My Jesus and I*, explain the cover to your child, showing Jesus the boy leading a young child on the right path to heaven. Read the inside cover page, and the title page. Read aloud the page To the Pupil.



RELIGION K LESSON PLAN



My Jesus and I: Read **pages 1 & 2**. Then read and explain the Sign of the Cross, **pp. 3 - 6**. ☐



Kindergarten Catechism: Read over and explain the prayer Glory Be to the Father, on **p. 1**. ☐



My Jesus and I: Read and explain the Glory Be, **p. 35 and 36**. ☐



Kindergarten Catechism: Read over the Lord's Prayer with your child, **p. 2**. ☐

Show the picture of Jesus teaching his apostles, and explain that Jesus gave us the Our Father (or Lord's Prayer), so it must be a perfect prayer. Explain it line by line. Often we find that young children, even if they have been saying the prayer, have not heard the words clearly, or do not understand the meaning of the complete thoughts.



My Jesus and I: Read and explain **pp. 21 to 29** on The Lord's Prayer. ☐

Week Two



Review the prayers and their meanings from last week. ☐



Kindergarten Catechism: Read over and explain The Hail Mary on **p. 3**. ☐

The first words in the Hail Mary are the words spoken by the Angel Gabriel to Mary during the Annunciation.

Explain the picture of the Annunciation on **p. 3**. The words used by the Archangel Gabriel are repeated in part of the Hail Mary. We see that Mary was reading the Old Testament. The angel holds a lily representing the purity of Mary.



My Jesus and I: Read and explain the Hail Mary, **pp. 11 to 17**. ☐

All these prayers your child should be saying several times a day with the family, especially in the Rosary.



RELIGION K LESSON PLAN



Kindergarten Catechism: Read over and explain the Prayer to My Guardian Angel on **p. 4**. ☐

Show and explain the picture on **p. 4**. Be sure to include this prayer in the prayers for your child before bedtime.



My Jesus and I: Read and explain the Guardian Angel prayer, **pp. 7 to 10**. ☐

All of us are better off if we keep in mind our Guardian Angel, our constant heavenly, by-our-side assistant.



Suggestion: Consider having your child collect holy cards that include angels. Alternatively, spend the week looking for pictures in Bible storybooks, or other books, looking for pictures of holy cards. This project could continue all year.



Suggestion: Whenever you enter a church, look for stained glass windows or pictures showing angels.

Week Three



Review the prayers from the previous weeks. ☐



Kindergarten Catechism: Read over and explain the Morning Offering on **p. 5**. ☐

Be sure you and your children say this prayer each morning. During the day, remind your child about offering up things during the day. The devotional painting shows the pure heart of the Blessed Virgin Mary.



Kindergarten Catechism: Read over and explain the Grace Before Meals and the Grace After Meals on **p. 6**. ☐

Include these prayers before the family eats and after the family eats. Emphasize the meaning of these prayers at the table. Mealtime should be a pleasant time for a family, and Grace can help it be that way.