

SETON PRESS

Handwriting K

FOR YOUNG CATHOLICS



SECOND EDITION

Handwriting K

For Young Catholics

Introduction	VII
Unit 1: Handwriting Strokes	1
Unit 2: Consonants	7
Unit 3: Vowels	133
Unit 4: Review	163
Unit 5: Numerals	183
Reference	203
Index	205

Welcome to Handwriting

The primary purpose of this handwriting book is to develop the Kindergarten child's fine motor skills while teaching proper handwriting strokes for the letters of the alphabet and basic numerals. Capital manuscript letters are introduced, but the main emphasis is on the proper formation of lowercase manuscript letters. Teaching the lowercase letters reinforces the child's recognition of letters most commonly used in reading. The formal practice of capital letters is part of our first-grade handwriting book in the Seton series. The formation of the numerals for one to ten are presented in the final pages.

The letters are taught in the order of speech development: first, the consonants, then the vowels. *Handwriting K for Young Catholics*, designed to accompany *Phonics K for Young Catholics*, may be used independently. The order in which the letters are studied is the same in the phonics book and the handwriting book.

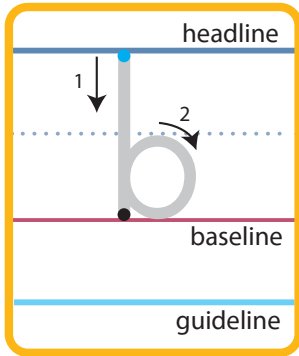
This updated handwriting program was designed under the direction of Patricia Walker, a senior member of Seton's Curriculum Development staff, with participation by Nan Alcott, a retired teacher of young children and author of Seton's book *Early Literacy for Young Catholics*, and Susan Anderson, a speech therapist who works with young children.

Pointers for Parents/Teachers

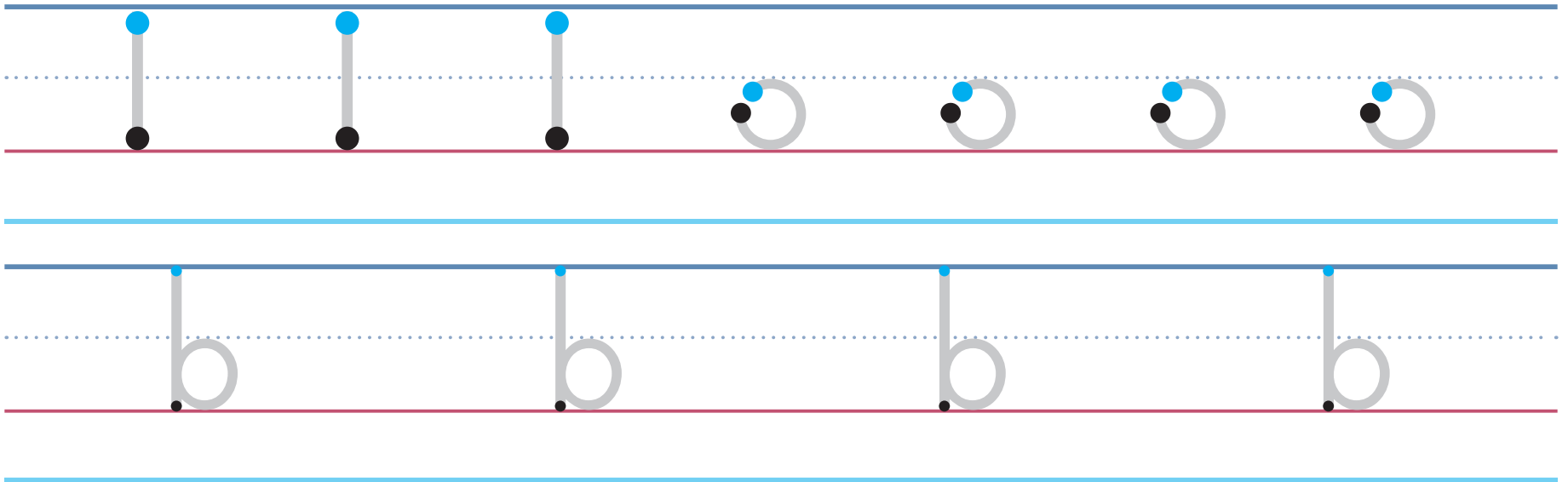
Handwriting K for Young Catholics begins with pages that demonstrate the basic strokes used when forming letters and numerals. These strokes are repeated when each new letter or numeral is studied. On each page, the stroke, letter, or numeral is in a box at the top of the page. The directions to the side of the box provide the order of the strokes used to form the letters or numerals. Your child should refer to the examples frequently, and you may need to emphasize the proper strokes and directions by drawing arrows whenever necessary for reinforcement.

Letters, as well as numerals, should move from left to right and top to bottom. These are the same directions your child will use when he learns to read. By training your child to write strokes in these directions, you are establishing the correct patterns for reading habits. Take time to ensure that your child is forming the letter properly. It is far better to spend the extra time when your child is first learning how to print a letter, than trying to undo and relearn after an incorrect pattern has been established.

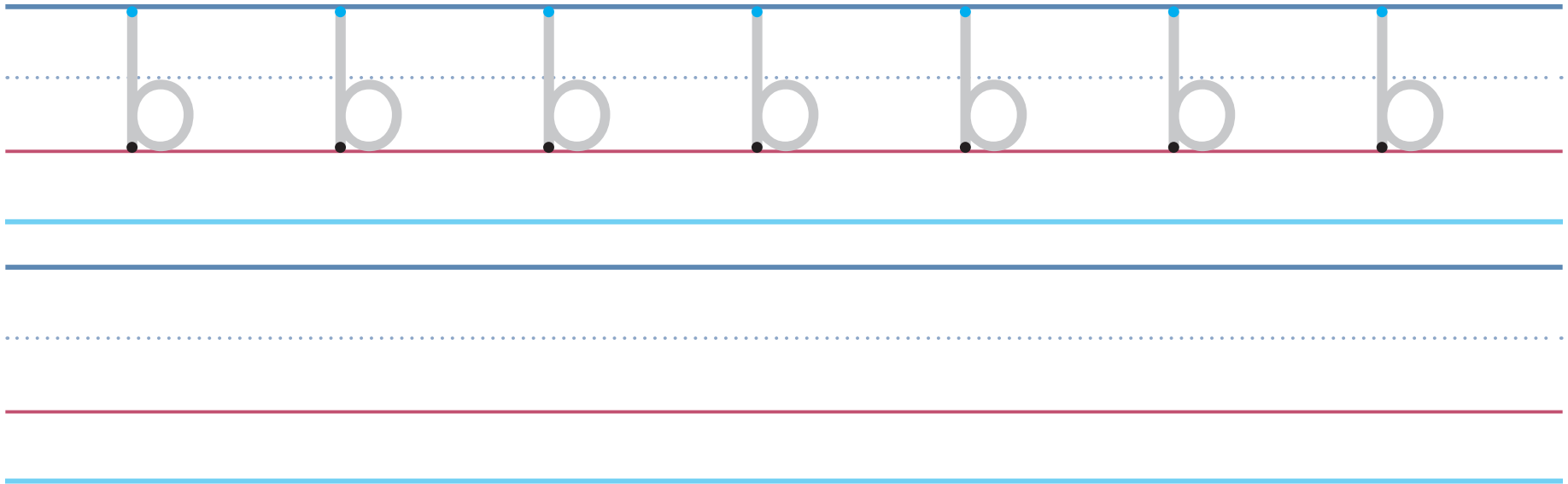

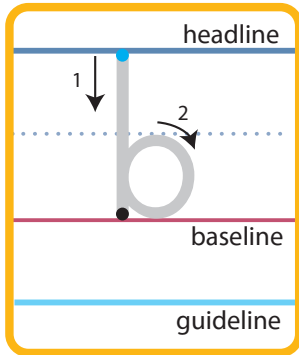
Name _____



Touch the **blue** dot on the headline; pull down straight to the dot on the **red** baseline. Pause; push up; circle forward clockwise all the way around. Lift.

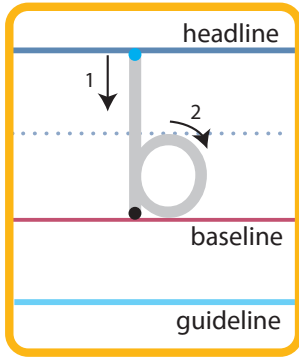


Write the strokes and b with Heavenly Writing. Use a pencil to **trace** the lines.



Color the bell. Hear the sound of b in bell. Trace and copy b.

Name _____



tab

dab

lab

mob

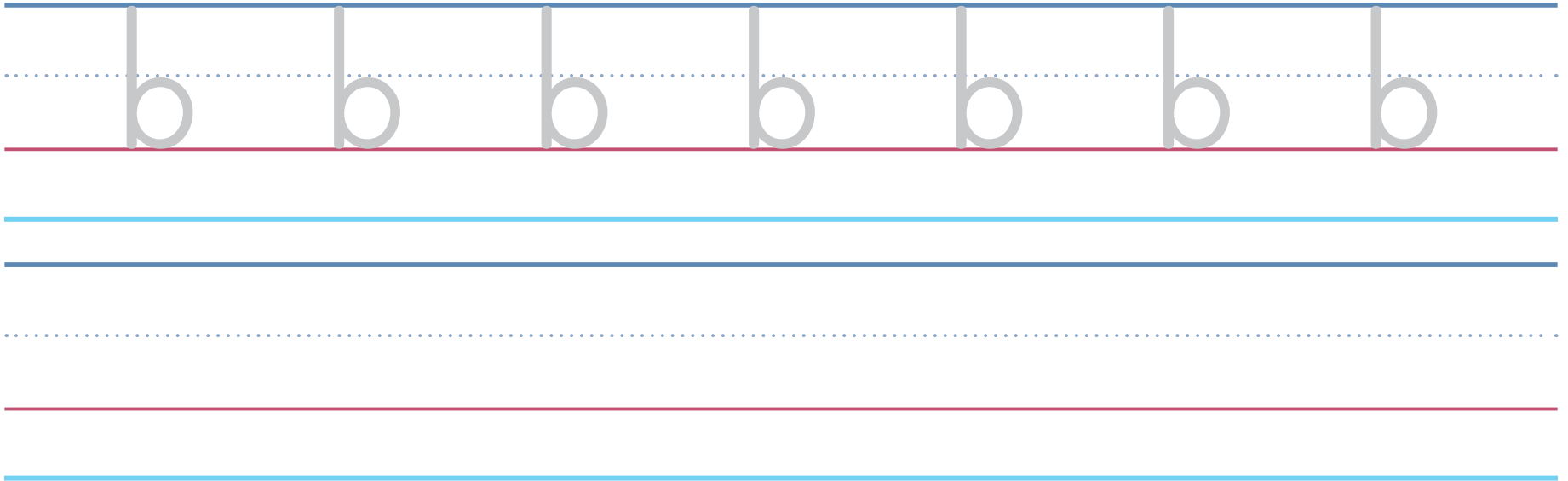
sob

rob

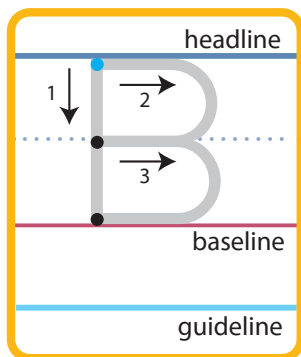
bib

fib


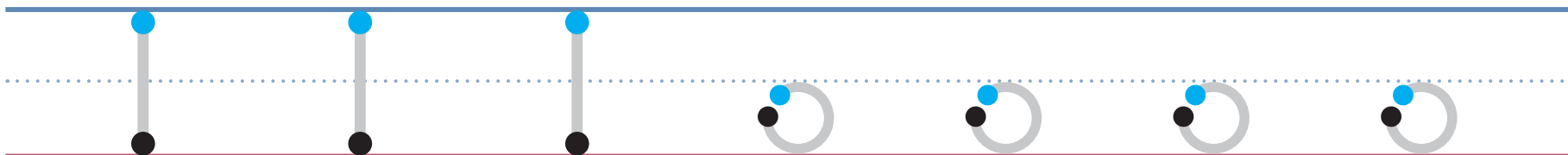
rib



Listen to the rhyming words in each row. **Hear** the sound of b at the end. **Trace** and copy b.

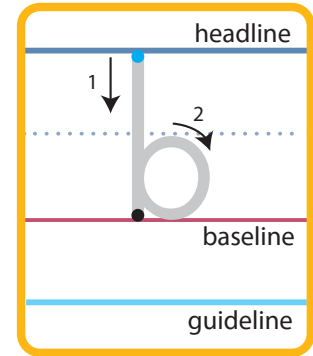
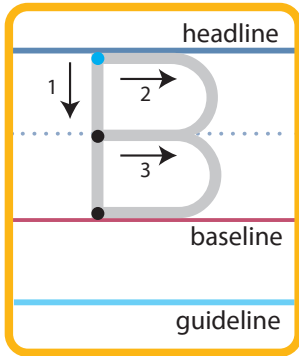


1. Touch the **blue** dot on the headline; pull down straight to the dot on the **red** baseline. Lift.
2. Touch the **blue** dot on the headline; slide right; curve forward right to the midline; slide left to the dot on the midline; slide right; curve forward right to the **red** baseline; slide left to the dot on the **red** baseline. Lift.



Write the strokes and B with Heavenly Writing. Use a pencil to **trace** the lines.

Name _____



Hear the sound of b in bee. Trace B and b. Copy b on the blank lines.

St. Basil

Lines for handwriting practice. Find and **trace** the B in St. Basil.



Cathedral of Santa Maria Assunta
Siena, Italy

ISBN 978-1-60704-003-3



90000 >



9 781607 040033



SETON PRESS

1350 Progress Drive
Front Royal, Virginia 22630
(540) 636-9990



P-HW00-21