






RELIGION 5

COURSE MANUAL



LESSON PLANS - ANSWER KEYS - TESTS - QUARTER REPORT FORMS

TABLE OF CONTENTS

I. Introduction	3
II. Lesson Plan	
A. First Quarter	7
B. Second Quarter	23
C. Third Quarter.....	40
D. Fourth Quarter	56
III. Answer Keys	71
IV. Tests	85
V. Quarter Report Forms	109

Course Materials

Religion 5 for Young Catholics

The New Saint Joseph Baltimore Catechism No. 1

Bible History 5 for Young Catholics: The Acts of the Apostles and the Early Church





FIRST QUARTER




RELIGION 5 LESSON PLAN

Week One

Day 1


Look over the three books you have for this course. Read the covers, the title page, the back of the title page, and the Table of Contents.

You can check off work as you complete it!



Religion 5 for Young Catholics: Introductory Matter

In Religion 5 for Young Catholics, read the **Preface** and the **Introduction**. Notice the details in the painting of St. Anne teaching Mary the Scriptures when she was young. How do we know the scroll is of the Scriptures? Look at little Mary's hands folded in prayer. The other painting shows how guardian angels are always with us, even when we are sleeping.



Religion 5: Read Chapter One, The Apostles' Creed, pp. 2-3. Fill in the blanks on p. 3. Read the prayer.

Study the details of the illustration: The Blessed Mother is holding Baby Jesus. There are two men in the painting. How can we identify St. Joseph? What is he holding? In the lower right corner, we see His cousin, the child St. John the Baptist with his mother, St. Elizabeth. The man in the back is St. Zacharias (Zachary) the father of St. John. Note the angels over the Christ Child and the roses.



Baltimore Catechism: Introductory Matter

In the Saint Joseph Baltimore Catechism, read the **Introduction** and the **Table of Contents**. Read the **prayers** at the front of the book. Skim through the **Appendix**, the **Dictionary** and **Index**, the pages on the **Rosary**, the **Stations of the Cross**, and the **Mass**.




Bible History: Introductory Matter

Look over the *Bible History 5 for Young Catholics: The Acts of the Apostles and the Early Church*, the covers, and the inside covers. Look over the title page and the back of the title page for the Nihil Obstat and Imprimatur. Who gave them? Read the Table of Contents and the illustrations.

Saint for the Day: If possible, take a minute to mention the Saint for the day and what virtue that saint had that might be relevant to your family. [We won't repeat this for every day.]

Day 2



Religion 5: Read Chapter One, The Apostles' Creed, pp. 4-5. Read the "Act of Love" on p. 4. Fill in the missing words on p. 5.

See another illustration of Our Lady holding the Child Jesus. The Blessed Mother is holding a book, the Old Testament, and the Baby Jesus is opening it. This indicates that He is the fulfilment of the Scriptures; He is the promised Messiah of the prophecies contained in the sacred pages.

RELIGION 5 LESSON PLAN



Baltimore Catechism: Read Lesson 1, The Purpose of Man's Existence.



Day 3



Religion 5: Read Chapter One, The Apostles' Creed, pp. 6-7. Read the "Act of Faith" on p. 6. Fill in the blanks on p. 7.



Notice the devotion of St. Francis. St. Francis spent so much time in meditation of Jesus on the cross, that eventually he was given a gift from Jesus: the stigmata. The stigmata are the wounds of Christ which appear in the hands, feet, and side of a saint.



Baltimore Catechism: Answer the questions at the end of Lesson 1.



Day 4



Religion 5: Read Chapter One, The Apostles' Creed, pp. 8-10. Do the Crossword Puzzle on p. 11.



Page 8, this picture illustrates Our Lady as Queen: Queen of the Angels, and Queen of Heaven and Earth. Notice the details of the painting, particularly the angels' wings. The two angels in the forefront incense the Christ Child in adoration. Page 9, though a simple painting of God the Father, the details of His face and hands are emphasized by the simplicity around Him. Page 10, God the Father. The globe represents the fact that He is the Creator of the Earth, and of all things on Earth. His hand upon the globe shows that He keeps all things in existence. Notice the baby faces of the angels in the background; the three musical angels singing from a scroll.



Baltimore Catechism: Study Lesson 1 questions and answers, Numbers 1-7.



Bible History: Read and study Chapter 1: Our Lord's Earthly Life, pp. 1-4.



Day 5



Review the lessons for this week.



Baltimore Catechism: Orally review the questions in Lesson 1, Numbers 1-6.



A parent could read the question, and the student give the answer. Exact memorization is not required.



SECOND QUARTER



RELIGION 5 LESSON PLAN

Week Ten

Day 1




Religion 5: Read Chapter Nine, The Commandments, pp. 70-71. Fill in the missing words on p. 71. Read the short prayer.

Notice the wonderful picture of Our Lord explaining the two great Commandments. Look at the expressions of those who are contemplating His words. Next, look at Our Lord's hands. He has two fingers extended and with the other hand, points to them. Why? On page 71, look at the picture of Moses. The tablets are separated. One tablet represents the love of God; the other tablet represents the love of neighbor.



Baltimore Catechism: Read, study Lesson 15, The Two Great Commandments.

Day 2




Religion 5: Read Chapter Nine, The Two Great Commandments, pp. 72-73. Fill in the missing words on p. 73.

Study the illustration of the three Jewish boys. Daniel is also in the picture. Which do you think is he? Another spelling for their names in the Douay-Rheims Bible is Sidrach, Misach, and Abdenago.



Baltimore Catechism: Study the questions and answers for Lesson 15, Numbers 84-86.

Day 3



Religion 5: Read Chapter Nine, The Two Great Commandments, pp. 74-75. Fill in the missing words on p. 75.


Study the details of the painting of the Good Samaritan. Whom do you see in the background? Do we see the whole story?



Baltimore Catechism: Answer questions at the end of Lesson 15.

RELIGION 5 LESSON PLAN

Day 4



Religion 5: Read Chapter Nine, The Two Great Commandments, pp. 76-77. Do the Crossword Puzzle on p. 77.

Look at the second painting of the Parable of the Good Samaritan. Then look at the first painting again. What are the differences and similarities between the two paintings? What has the artist included in the second painting that is not mentioned in the Parable?



Baltimore Catechism: Review the four questions and answers for Lesson 15, Numbers 84-87.



Bible History: Read and study Chapter 10: The Beginning of Paul's Missionary Career, pp. 30-31.

Day 5



Review the lessons for the week. Review the four questions and answers, Numbers 84-87.



Bible History: Review Chapter 10: The Beginning of Paul's Missionary Career, pp. 30-31. **Answer** the Oral Exercises.

Week Eleven

Day 1



Religion 5: Read Chapter Ten, The Commandments of God, pp. 78-79. Fill in the missing words on p. 79.

Study the picture of the finding of Moses in the river. Can you find a face of someone in hiding?

Day 2



Religion 5: Read Chapter Ten, The Ten Commandments, pp. 80-81. Do the Matching exercise on p. 82. Study the Ten Commandments on p. 82. Read the Two Great Commandments on p. 83.

On p. 80, study the painting of the Jewish people crossing the Red Sea. Locate Moses.

The painting on p. 81 shows the ancient Israelites committing the grave sin of worshipping a golden calf. They committed this sin while Moses was on Mount Sinai receiving the Ten Commandments from God.

RELIGION 5

5REL01_23A

This Course Manual is the property of Seton Home Study School and must be returned to Seton when the course has been completed.

We encourage you, however, to write in this Course Manual, or highlight in it to mark student progress.

For more information, visit:
setonhome.org/return-lp

LIST OF COURSE MATERIALS

- *Religion 5 for Young Catholics*
- *Bible History 5 for Young Catholics: The Acts of the Apostles and the Early Church*
- *The New Saint Joseph Baltimore Catechism*



Seton
Home Study School

1350 Progress Drive, Front Royal, VA 22630
www.setonhome.org



5REL01_23A

Revised 5/23/2023