




ENGLISH 7

COURSE MANUAL



LESSON PLANS - ANSWER KEYS - TESTS - QUARTER REPORT FORMS


TABLE OF CONTENTS

I. Introduction	3
II. Lesson Plan:	
A. First Quarter	5
B. Second Quarter	19
C. Third Quarter	35
D. Fourth Quarter	48
III. Paragraph-Writing Handbook	63

The textbook answer key, tests, and Quarter Report Forms are located at the end of this Course Manual.

Course Materials

English 7 for Young Catholics





ENGLISH 7 LESSON PLAN

Because the explanations for the grammar exercises in the *English 7 for Young Catholics* text-workbook are clear, we are adding minimal commentary in these lessons for those grammar exercises. If you have any questions, however, be sure to email or phone a counselor.

You will notice that for the composition assignments, we do give exercises in this lesson plan.


For diagramming examples and help, log onto MySeton. Click on Resources. Scroll down to and click on Video Tutorials. Scroll down to Elementary English, Basic, and click on the tutorial you wish to view. These tutorials will provide additional help on how to teach or learn diagramming.

Week One


Day 1


Follow this format for all lessons in the text-workbook:

You can check off work
as you complete it!


-  **English 7 for Young Catholics:** At the beginning of each chapter in the text-workbook is an outline; see p. 2. Take the time to read it for an overview of the chapter.

CHAPTER 1: NOUNS


-  **English 7 for Young Catholics:** See p. 3. This is a visual presentation of the Types of Nouns that will be studied in this chapter.

-  **English 7 for Young Catholics:** Lesson 1: Types of Nouns: Proper and Common, p. 4. Read the rules and examples. Complete exercises.

Day 2

-  **English 7 for Young Catholics:** Lesson 2: Kinds of Proper and Common Nouns: Collective Nouns

Day 3

-  **English 7 for Young Catholics:** Lesson 3: Kinds of Proper and Common Nouns: Abstract Nouns and Concrete Nouns.

ENGLISH 7 LESSON PLAN

Day 4



English 7 for Young Catholics: Lesson 4: Qualities of Nouns: Person, Number, Gender, and Case.

Day 5



English 7 for Young Catholics: Lesson 5: Qualities of Nouns: Number

Week Two

Day 1



English 7 for Young Catholics: Lesson 6: Qualities of Nouns: Gender

NOTE: In Exercise 6 on p. 15, the correct answer for number 23 (**herd**) is **M** (masculine). Since a herd may be all masculine, all feminine, or a combination of both masculine and feminine, **herd** is a masculine noun.

Day 2



English 7 for Young Catholics: Lesson 7: Qualities of Nouns: Case: Nominative Case

DIAGRAMMING NOTE: The details about diagramming the object and modifiers (adjectives, adverbs, prepositional phrases) will be explained later in the book. These parts of speech are presented in gray type in the diagrams.



English 7 for Young Catholics: Lesson 7 continues: Nominative Case: Subject

Day 3



English 7 for Young Catholics: Lesson 8: Nominative Case: Subjective Complement

When the subjective complement is a noun, some books call it a predicate nominative.

Days 4–5

COMPOSITION



In the Paragraph-Writing Handbook at the back of this lesson plan, read section *I. Steps for Writing a Paragraph: A. Topic, B. List, and C. Outline.*

ENGLISH 7 LESSON PLAN

For diagramming examples and help, log onto MySeton. Click on Resources. Scroll down to and click on Video Tutorials. Scroll down to Elementary English, Basic or Intermediate, and click on the tutorial you wish to view. These tutorials will provide additional help on how to teach or learn diagramming.

Week Twenty-Eight

Day 1



English 7 for Young Catholics: Review Lessons 87 to 89.



English 7 for Young Catholics: Lesson 90: Correct Use of Prepositions: *At/To, In/Into, Between/Among*

Day 2



English 7 for Young Catholics: Lesson 90 continued: Correct Use of Prepositions: *Beside/Besides, Differ With/Differ From, Angry With/Angry At*

Day 3



English 7 for Young Catholics: Lesson 91: Words Used as Prepositions and as Adverbs. Notice that the example sentences show how the same word can be used differently in different sentences! A single word *cannot* be both a preposition and an adverb *at the same time*, however.

Day 4

COMPOSITION



In the Paragraph-Writing Handbook, read Persuasive Paragraph with Sample Steps.



Assignment: Write a Persuasive Paragraph of at least 150 words.

- Select a topic.
- Write a list of persuasive proven facts and examples.
- Write an outline of the facts and examples that best support your topic.
- Write a good topic sentence to introduce your topic. Then write your middle sentences. The ending sentence should provide a summary or personal comment.



ENGLISH 7 LESSON PLAN

Select one of the following topics:

- The youth of the parish should visit a nursing home once a month to sing for the residents.
- The youth of the parish should volunteer once a month at the local food pantry.
- The youth of the parish should volunteer to help a pro-life candidate.
- The youth of the parish should clean or help in some way at the parish.

Take two days to write at least three draft copies, using proven facts and examples. Use a thesaurus.

Day 5

COMPOSITION

When revising and proofreading your paragraph, consider the following questions:

1. Does the paragraph follow your outline?
2. Does the paragraph develop a single topic?
3. Is the beginning sentence a good topic sentence, clearly stating the topic and giving a hint about one aspect of the topic which the paragraph will be about?
4. Does every middle sentence provide a persuasive proven fact or example that supports the topic or beginning sentence?
5. Are the sentences in the paragraph written in a logical order?
6. Does the ending sentence give the paragraph a summary or a personal comment?

Prepare the final copy of the **Persuasive Paragraph**.

PARENT:

Grade the paragraph based on the six questions above.

Week Twenty-Nine

Day 1



English 7 for Young Catholics: Conjunction Introduction, p. 258. Carefully study the lesson. Also, study pp. 259-260.



English 7 for Young Catholics: Lesson 92: Coordinate Conjunctions Connect Words. Study the diagrams carefully. Do Ex. 92.

Some grammar references call coordinate conjunctions *coordinating conjunctions*.

Day 2



English 7 for Young Catholics: Lesson 93: Coordinate Conjunctions Connect Phrases. Study both pages. Ask a parent to help you. Read the lesson out loud. Do as much as you can on Exercises 93A through 93C.

ENGLISH 7

7ENG01_21A

This Course Manual is the property of Seton Home Study School and must be returned to Seton when the course has been completed.

We encourage you, however, to write in this Course Manual, or highlight in it to mark student progress.

For more information, visit:
setonhome.org/return-lp

LIST OF COURSE MATERIALS

- *English 7 for Young Catholics*



Seton
Home Study School

1350 Progress Drive, Front Royal, VA 22630
www.setonhome.org



7ENG01_21A

Revised 2/1/2023