






READING 6

COURSE MANUAL



LESSON PLANS - ANSWER KEYS - TESTS - QUARTER REPORT FORMS

TABLE OF CONTENTS

I. Introduction	3
II. Lesson Plan:	
A. First Quarter.....	5
B. Second Quarter.....	21
C. Third Quarter.....	35
D. Fourth Quarter.....	50

Answer keys, tests, and Quarter Report Forms are located at the end of this Course Manual.

The Reading 6 Book Report Handbook is a separate booklet.

Course Materials

- *Reading 6 for Young Catholics: Comprehension*
- *Reading 6 for Young Catholics: Thinking Skills*
- *This Is Our Heritage*
- *A Book of Valor*
- Two of the Following:
 - *Beorn the Proud*
 - *The Princess and the Goblin*
 - *The Winged Watchman*
 - *Adam of the Road*
 - *The Good Master*
 - *Blue Willow*
- Two Saint Biographies





FIRST QUARTER



READING 6 LESSON PLAN

Week One

First Quarter Reader: *This Is Our Heritage*

Workbook: *Reading 6 for Young Catholics: Comprehension*

Book Report: See Reading 6 Book Report Handbook.

Day 1

You can check off work
as you complete it!



Today, please carefully read the **“Introduction”** to this course.



Next, check that you have all the materials needed for the course as named in the Introduction. Besides these lesson plans, you should have two workbooks, two readers, four book report books (two works of fiction from the provided list and two saint biographies), and a separate booklet called “Reading 6 Book Report Handbook.”

Please note the section of the Introduction marked “Book Reports.” Look over Weeks 8 and 9 in this lesson plan, along with the Book Report Handbook. You do not have to wait to start the book report or follow an exact number of days allotted in the lesson plans for reading and writing it. Choose the approach that will work best for your student.



This Is Our Heritage: Look over the textbook.

On the title page, notice the authors, the publisher, and the many cities in which the publisher was located. On the Acknowledgments page, you will see where many of the selections in the Reader were first published. The series page shows you the Nihil Obstat and Imprimatur, and other information. The Imprimatur means that the book does not say anything that goes against the Catholic Church or its teachings. The Imprimatur is by an outstanding former archbishop of Washington, Patrick O’Boyle.



Read the **Table of Contents**. Look over the glossary in the back, for pronunciation and for the definitions. Look over the word list at the very back of the book.



This Is Our Heritage: Read p. 9. Read it aloud and think it over. Look up “verdant” in the dictionary. Memorize the beautiful and famous Psalm of King David.

Day 2

Starting next week, the workbook exercises will always be assigned on the first two days of the week.



Reading 6 FYC - Comprehension: Do Lessons 1 and 2.

READING 6 LESSON PLAN

Day 3



Reading 6 FYC - Comprehension: Do Lesson 3.



This Is Our Heritage: Look over the Credo, p. 10. *Credo* means *I believe*; *unum* means *one*; can you figure out *Deum*?

Day 4



This Is Our Heritage: Read "Miracle at Black Mountain," pp. 11-23.



This Is Our Heritage: Do the assignment on p. 23: Arranging events in order.

Day 5



This Is Our Heritage: Answer the following questions on "Miracle at Black Mountain."

Reading Questions:

1. Who was Jupiter?
2. Who was Mercury?
3. What was the story Paul was telling the Jews?
4. How did the Jews react to the story?
5. What was the miracle?
6. How did the pagans react to the miracle?
7. Who did the pagans say Paul was?
8. What did Timothy's mother tell Paul to do?
9. What did Paul try to tell the pagans?
10. Who was it who began stoning Paul?

Parent:



Optional Grade: If you wish to submit a grade to Seton for this assignment, please either record this grade in Section A of the First Quarter Report Form and mail it to Seton at the end of the quarter or submit this grade online from your MySeton page.

Little Jesus teaching in the Temple



THIRD QUARTER



READING 6 LESSON PLAN

Week Nineteen

Third Quarter Text: *This Is Our Heritage; A Book of Valor*

Workbook: *Reading 6 for Young Catholics: Thinking Skills*

Book Report: See Reading 6 Book Report Handbook.

Day 1



Reading 6 FYC - Thinking Skills: Today we begin a new workbook. Do Lessons 1 and 2.

Day 2



This is Our Heritage: Read "Beauty," p. 262.

Reading Questions:

1. Where is beauty seen?
2. Where is beauty heard?
3. How is beauty in you?



This is Our Heritage: Read "Live and Learn," p. 263-274. *The assignments on page 274 are optional.*

Reading Questions:

1. List some of the adventures of Danny Dillon.
2. How did Danny put out the fire?

Parent:

This is a good opportunity to talk to your children about fire safety in the home.

Day 3



This is Our Heritage: Read the poem "Silver Ships" on p. 275.

Reading Questions:

1. What does the author love about flying?
2. Does she make you want to fly also?



This is Our Heritage: Read Psalm 34, p. 277.

Reading Questions:

3. What does King David want God to do for him?
4. King David was involved in many battles. Do you think this poem might be good for us too? Why?

READING 6 LESSON PLAN



This is Our Heritage: Read “Pater Noster” on p. 278.

Day 4



This is Our Heritage: Read “The Maiden from the Oak Wood,” pp. 279-289.



This is Our Heritage: Do the assignments on p. 289: Skimming to Find Information, Before and After.

Day 5



This is Our Heritage: Read the poem by the Catholic poet Joyce Kilmer on p. 290: “Prayer of a Soldier in France.” Reread the poem and think about its meaning.



This is Our Heritage: Read “Crown of Glory,” pp. 291-303.



This is Our Heritage: Do the assignment on p. 303.

Optional enrichment: Read about Joan of Arc and John III Sobieski from a book on saints or from the Catholic encyclopedia online.

Week Twenty

Day 1



Reading 6 FYC - Thinking Skills: Do Lessons 3 and 4.

Day 2



This is Our Heritage: Read the poem on p. 304, “Firm as the Boulders.” Reread it and think about the meaning.



This is Our Heritage: Read “The Bravery of Elizabeth Zane,” pp. 305-310.

NOTE:

At the time the textbook was written, it was considered acceptable to use the word “savages” for Native Americans and other peoples who were thought to have simple, uncivilized cultures. In our day, we now know better and understand that using the word in this way is offensive and mistaken.