






RELIGION 2

COURSE MANUAL



LESSON PLANS - ANSWER KEYS - TESTS - QUARTER REPORT FORMS

**RELIGION 2** LESSON PLAN**Week One**

Catechism questions and answers vary slightly in wording from one catechism to the next, but the meaning remains the same. Some of the questions covered in *Religion 2 for Young Catholics* (which is based on the Baltimore Catechism) overlap with those covered in the *First Communion Catechism*. However, there are also questions covered in *Religion 2 for Young Catholics* that are not covered in the *First Communion Catechism*, and vice versa. Therefore, we recommend that your child **memorize both** the answers to the *First Communion Catechism* questions and the answers to the review questions at the end of each lesson in *Religion 2 for Young Catholics*.

PARENT: Please give the following assignments to your child. Daily discussion is important at this grade level.

Day 1

You can check off work
as you complete it!



Please skim over the texts with your child. For the *Religion 2 for Young Catholics*, explain the covers, the title page, the back of the title page, the dedication. Read the Acknowledgements and the Foreword. Read the note on the stained glass window illustrations. Read the table of contents. ☐



Review the prayers in the beginning (pp. ix-xii) of this text with your child. The "Prayers for Every Day" with illustrations are in the *First Communion Catechism*, pp. 3-5. ☐



Read the Preface: Dedicated to St. Therese, the Little Flower, pp. xiii-xiv. ☐

You can see how much we love the Catholic Faith! We hope you love it too and are as enthusiastic as we are about teaching it!

PARENT:

We recommend that, at the beginning of this quarter, you read through the First Quarter Test to make sure your child properly prepares for it.

Chapter 1. The Blessed Trinity and Creation

Read and discuss the lesson on p. 1. Carefully study and discuss the explanation of the Blessed Trinity. ☐



Complete the fill-in-the-blanks for this lesson. ☐



Read pp. 15-17 in the *First Communion Catechism*. ☐



Optional: Obtain a video or children's book on St. Patrick. Draw a picture of St. Patrick preaching about the Blessed Trinity. Pray to St. Patrick. ☐

RELIGION 2 LESSON PLAN

Day 2



Read and discuss the lesson on p. 2.

☐

Complete the fill-in-the-blanks for this lesson.

☐

Day 3



Read and discuss the lesson on p. 3.

☐

Complete the fill-in-the-blanks for this lesson.

☐Read p. 7 in the *First Communion Catechism*.☐

Day 4



Memorize the answers to the Chapter 1 Review Questions on p. 4.

☐Memorize the answers to this week's *First Communion Catechism* questions.☐Say a prayer to the **Blessed Trinity** that you may love and serve God better.☐

Read about the Feast of St. Joseph the Worker (on Labor Day), and September 8, the Nativity of Mary.

☐

Pray to St. Joseph and the Blessed Mother to help you in your studies. Information about the liturgical feast days can be found in missals or a collection of the lives of the saints.

Week Two

Day 1

Chapter 2. The Angels



Read and discuss the lesson on p. 5.

☐

Complete the fill-in-the-blanks for this lesson.

☐



RELIGION 2 LESSON PLAN



Read p. 8 about angels in the *First Communion Catechism*.

☐

Day 2



Read and discuss the lesson on p. 6.

☐

Complete the fill-in-the-blanks for this lesson.

☐

If time permits, read one or two Bible stories about angels.

☐

Day 3



Read and discuss the lesson on p. 7.

☐

Complete the fill-in-the-blanks for this lesson.

☐

Learn the "Prayer to My Guardian Angel."

☐

Optional: Draw a picture of your guardian angel guarding you.

☐

Day 4



Memorize the answers to the Chapter 2 Review Questions on p. 8.

☐

Memorize the answers to this week's *First Communion Catechism* questions.

☐

Pray the "Prayer to My Guardian Angel."

☐

**RELIGION 2 LESSON PLAN****Week Ten**

Note: The *First Communion Catechism* will not be used in Second Quarter. The lessons in this book will resume in the Third Quarter.

Day 1**PARENT:**

We recommend that, at the beginning of this quarter, you read through Second Quarter Test to make sure your child properly prepares for it.

Chapter 9. The Fourth Commandment

Read and discuss the lesson on p. 36.

☐

Complete the fill-in-the-blanks for this lesson.

☐

This Commandment is on honoring parents. When we obey our parents without talking back, we are also loving and trusting God. We honor our parents by praying for them. We also honor them by doing things for them even before they ask.

Day 2

Read and discuss the lesson on p. 37.

☐

Complete the fill-in-the-blanks for this lesson.

☐

When parents tell us to do something, we must obey IMMEDIATELY. Ask Jesus to guide your parents in all they do. Ask Him to help you obey them.

Day 3

Read and discuss the lesson on p. 38.

☐

Complete the fill-in-the-blanks for this lesson.

☐

God works through our parents, older brothers and sisters, and other people who are given authority over us. Obeying them is obeying God.



Say a prayer for all those who have authority over you.

☐

RELIGION 2 LESSON PLAN

Day 4



Memorize the answers to the Chapter 9 Review Questions on p. 39.

☐


Ask Jesus to help you obey your parents even when you do not want to obey. Also, ask Jesus to give your friends the same desire to be obedient.

☐

Week Eleven

Day 1

Chapter 10. The Fifth Commandment

God gives life, and God takes life.



Read and discuss the lesson on p. 40.

☐


Complete the fill-in-the-blank for this lesson.

☐


Say a prayer that life will always be respected. Pray to the Holy Spirit that you may receive a new respect for all of God's creation.

☐

Day 2



Read and discuss the lesson on p. 41.

☐


Complete the fill-in-the-blanks for this lesson. Anytime we hurt another person through fighting or teasing, we are sinning against the Fifth Commandment.

☐

Day 3



Read and discuss the lesson on p. 42.

☐


Complete the fill-in-the-blank for this lesson.

☐


Make a list of things we do to take care of one another.

☐



RELIGION 2 LESSON PLAN



Optional: Today, do two or three things for your parents without waiting until you are told.

☐

Day 4



Memorize the answers to the Chapter 10 Review Questions on p. 43.

☐

Write a letter to Jesus. In the letter, ask Jesus to help you obey the Fifth Commandment. Ask Jesus to teach you how to respect your family and friends. Ask Him to show you what you must do and say to respect them.

☐

Week Twelve

Day 1

Chapter 11. The Sixth and Seventh Commandments



Read and discuss the lesson on p. 44.

☐

Complete the fill-in-the-blank for this lesson.

☐

What are three or four things your family and you can do to obey the Sixth Commandment? **Draw a picture of your family doing some of these things.**

☐

Pray to the Holy Spirit that He keeps you busy with activities which will keep you holy.

☐

Day 2



Read and discuss the lesson on p. 45.

☐

Complete the fill-in-the-blank for this lesson.

☐

Day 3



Read and discuss the lesson on p. 46.

☐

RELIGION 2 LESSON PLAN



Complete the fill-in-the-blanks for this lesson.

☐


God blesses those who work extra hard to be honest. **Ask the Holy Spirit** to give you the courage to be honest in everything you do.

☐


Ask Jesus to help you to put an honest effort in your schoolwork. Today, try your best to do extra well. Each time you go out to play, ask Jesus to help each child you play with to be honest and respectful to others.

☐

Day 4



Memorize the answers to the Chapter 11 Review Questions on p. 47.

☐

Week Thirteen

Day 1

Chapter 12. The Eighth Commandment



Read and discuss the lesson on p. 48.

☐


Complete the fill-in-the-blank for this lesson.

☐


Ask God to help you to say only those things which are good and true.

☐

Day 2



Read and discuss the lesson on p. 49.

☐


Complete the fill-in-the-blank for this lesson.

☐


Discuss with your parents why telling a lie can sometimes be even worse than stealing. **Ask the Holy Spirit** to help you and your friends to always tell the truth.

☐

Day 3



Read and discuss the lesson on p. 50.

☐

RELIGION 2

2REL01_18A

This Course Manual is the property of Seton Home Study School and must be returned to Seton when the course has been completed.

We encourage you, however, to write in this Course Manual, or highlight in it to mark student progress.

For more information, visit:
setonhome.org/return-lp

LIST OF COURSE MATERIALS

- *Religion 2 For Young Catholics*
- *The New Saint Joseph First Communion Catechism*
- *The Holy Rosary*



Seton
Home Study School

1350 Progress Drive, Front Royal, VA 22630
www.setonhome.org



2REL01_18A

Revised 2/23/2023