





# HISTORY 6

## COURSE MANUAL




LESSON PLANS - ANSWER KEY - TESTS - QUARTER REPORT FORMS

# TABLE OF CONTENTS

<b>I. Introduction</b> .....	3
<b>II. Lesson Plan</b>	
A. First Quarter .....	7
B. Second Quarter .....	20
C. Third Quarter.....	30
D. Fourth Quarter.....	41
<b>III. Answer Keys</b> .....	53
<b>IV. Tests</b> .....	65
<b>V. Quarter Report Forms</b> .....	125

## Course Materials


- *Our Catholic Legacy Vol. 1*
- *Map Skills for Today: All Around the World*
- Online Resources






# HISTORY 6 LESSON PLAN


## Day 4

 **Our Catholic Legacy: Chapter 1: Prehistoric Times** Fill in the answers for the Introduction and Chapter Review page.

 **Study** to prepare for the chapter test.

**PARENT:** Please look over the test questions and review the material with your student before giving the test.

## Day 5


 **Our Catholic Legacy: Chapter 1: Prehistoric Times** Review the Introduction and Chapter 1.


 Take the **Introduction and Chapter 1 Test**.


**PARENT:** Please grade this test and record the grade in Section A of the First Quarter Report Form.

## Week Two


## Day 1

 **Map Skills for Today.** Look over the book: the covers, the title page, the Table of Contents.

 **Read and study** about hemispheres and continents on pp. 4-5.

 **Do the exercise on p. 5.**

## Day 2

 **Our Catholic Legacy: Chapter 2: The Egyptians.** First read the sentences under the pictures. Read the subheadings. Read the first sentence under each subheading.

 Then read the **Chapter Review questions**.

# HISTORY 6 LESSON PLAN

## Day 3



**Our Catholic Legacy: Chapter 2: The Egyptians** Read, study the chapter.

As we read about the Egyptians, we know from the Bible the story of the people, the Jews when they were slaves, the blood in the Nile, the angel of death, and the Jews escape through the Red Sea.

Joseph, the son of Israel, had been sold into slavery by his brothers. He was a slave in Egypt, but due to an unjust imprisonment, he met someone close to the Egyptian pharaoh. Through this meeting, he was invited by the pharaoh to interpret a dream, which led to Joseph being put in charge of the food production and conservation to prevent a famine. Joseph's brothers went to Egypt to purchase food during the famine. They did not recognize Joseph at first, but later, all of Joseph's family moved to Egypt. It was many years later when the Hebrew people became very numerous that the Egyptian pharaoh ordered the murder of the Hebrew boy babies. One of these babies was Moses who was saved from a cruel death by the pharaoh's daughter who raised him in the palace of the pharaoh.

## Day 4



**Read** in an encyclopedia, library book, or on the Internet about the Nile River, Egyptian pharaohs, pyramids, hieroglyphics, and papyrus.

## Day 5



**Our Catholic Legacy: Chapter 2: The Egyptians.** Fill in the answers for the Chapter Review page.



**Study** to prepare for the chapter test.

**PARENT:** Please look over the test questions and review the material with your student before giving the test.

## Week Three

## Day 1



**Our Catholic Legacy: Chapter 2: The Egyptians** Review the chapter.



Take the **Chapter 2 Test**.

**PARENT:** Please grade this test and record the grade in Section A of the First Quarter Report Form.

The Immaculate Heart of Mary  
Photo credit: Fr. Lawrence Lew, flickr



SECOND QUARTER

# HISTORY 6 LESSON PLAN

## Week Ten

**Parent**, please give your student the assignments below. The pace of the assignments is a recommendation; please feel free to change them. If your child can progress more quickly, or if your child needs to slow down, please make the necessary adjustments. These lesson plans are a suggestion.

Please remember, however, that for your student to receive a grade, the designated chapter tests must be sent to Seton for grading. Remember that tests may be sent by mail or may be taken online on the MySeton page section of the Seton website. Other designated chapter tests are graded by the parent. The grades for the parent-graded tests should be recorded in Section A of the Quarter Report Form; such recording may be done on the paper copy of the forms if you send them by mail, or the recording may be done on MySeton page of the Seton website.

### Day 1



**Our Catholic Legacy: Chapter 8: The Beginning of the Christian Era:** First read the sentences under the pictures. Read the subheadings. Read the first sentence under each subheading.



Then read the **Chapter Review questions**.

### Day 2



**Our Catholic Legacy: Chapter 8: The Beginning of the Christian Era.** Read, study the chapter.

### Day 3



**Read** in a Catholic encyclopedia, library book, or on Catholic Internet about St. Peter, St. Paul, catacombs, Emperor Constantine, and Edict of Milan.

### Day 4




**Our Catholic Legacy: Chapter 8: The Beginning of the Christian Era.** Write the answers for the Chapter Review page.



# HISTORY 6 LESSON PLAN


## Day 5

 **Our Catholic Legacy: Chapter 8: The Beginning of the Christian Era.** Study to prepare for the chapter test.

**PARENT:** Please look over the test questions and review the material with your student before giving the test.


## Week Eleven


## Day 1

 Take the **Chapter 8 Test.**


**PARENT:** Please grade this test and record the grade in Section A of the Second Quarter Report Form.

## Day 2

 **Map Skills for Today. Read and study** about South America on pp. 16-17.

 **Do the exercise on p. 17.**

## Day 3


 **Our Catholic Legacy: Chapter 9: The Barbarian Invasions.** First read the sentences under the pictures. Read the subheadings. Read the first sentence under each subheading.

 Then read the **Chapter Review questions.**

## Day 4

 **Our Catholic Legacy: Chapter 9: The Barbarian Invasions.** Read, study the chapter.

## Day 5

 **Read** in an encyclopedia, library book, or on the Internet about Pope Leo the Great, Attila the Hun, the Vandals, Emperor Justinian, and the Lombards.

St. Joseph

Photo credit: Fr. Lawrence Lew, flickr



THIRD QUARTER



# HISTORY 6 LESSON PLAN

## Week Nineteen

**Parent**, please give your student the assignments below. The pace of the assignments is a recommendation; please feel free to change them. If your child can progress more quickly, or if your child needs to slow down, please make the necessary adjustments. These lesson plans are a suggestion.

Please remember, however, that for your student to receive a grade, the designated chapter tests must be sent to Seton for grading. Remember that tests may be sent by mail or may be taken online on the MySeton page section of the Seton website. Other designated chapter tests are graded by the parent. The grades for the parent-graded tests should be recorded in Section A of the Quarter Report Form; such recording may be done on the paper copy of the forms if you send them by mail, or the recording may be done on MySeton page of the Seton website.

### Day 1



**Our Catholic Legacy: Chapter 15: The Church and Feudalism.** First read the sentences under the pictures. Read the subheadings. Read the first sentence under each subheading.



Then read the **Chapter Review questions**.

### Day 2



**Our Catholic Legacy: Chapter 15: The Church and Feudalism** Read, study the chapter.

The monks were responsible for writing books and helping people learn to read and grow in knowledge. Most of the universities came into existence because of the Catholic monks, priests, and bishops.

### Day 3



**Read** in a Catholic encyclopedia, library book, or on the Internet about chivalry, the Peace of God, the Truce of God, monasteries, cloister, manuscripts, and Catholic hospitals.


### Day 4



**Our Catholic Legacy: Chapter 15: The Church and Feudalism** Write the answers for the Chapter Review page.



# HISTORY 6 LESSON PLAN

 **Study** to prepare for the chapter test.

**PARENT:** Please look over the test questions and review the material with your student before giving the test.


## Day 5

 Take the **Chapter 15 Test**.

**PARENT:** Please grade this test and record the grade in Section A of the Third Quarter Report Form.


## Week Twenty

## Day 1

 **Map Skills for Today. Read and study** about Africa on pp. 26-27.

 **Do the exercise on p. 27.**

## Day 2

 **Our Catholic Legacy: Chapter 16: Early England.** First read the sentences under the pictures. Read the subheadings. Read the first sentence under each subheading.

 Then read the **Chapter Review questions**.

## Day 3

 **Our Catholic Legacy: Chapter 16: Early England** Read, study the chapter.

