



# RELIGION 1


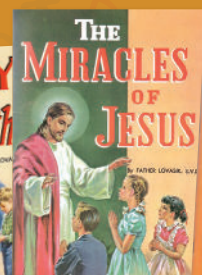
## COURSE MANUAL

**Religion 1**  
for Young Catholics



**Jesus and I**

Alwyn J. Hegg, S.J.



LESSON PLANS - ANSWER KEYS - TESTS - QUARTER REPORT FORMS



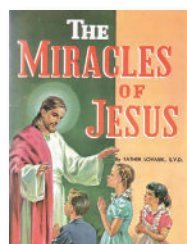


# TABLE OF CONTENTS

<b>I. Introduction</b> .....	2
<b>II. Lesson Plan:</b>	
A. First Quarter .....	4
B. Second Quarter .....	14
C. Third Quarter.....	24
D. Fourth Quarter .....	35

**The answer key for *Jesus and I*, the tests, and the Quarter Report Forms are located at the end of this Course Manual.**

## Course Materials

- *Religion 1 for Young Catholics*
- *Jesus and I*
- *Coloring Book about Angels*
- *The Holy Spirit*
- *The Miracles of Jesus*
- *Mary My Mother*







FIRST QUARTER

## RELIGION 1 LESSON PLAN

## Week One

## Day 1

You can check off work  
as you complete it!



Spend the first day looking over the religion materials: *Religion 1 for Young Catholics* and the five supplementary books. ☐




**Jesus and I:** Read the Teacher's Introduction and the Student's Note on p. 1. ☐

*Jesus and I* contains the basic prayers at the front and the Catechism questions in the back.

The other books are supplements, which we will incorporate into the lessons at the appropriate time.


We encourage you to use other materials, even videos, and to present the information in your own words. Remember that you know your child's life experiences, and you will be able to present a concept in a meaningful way.



**Religion 1:** Read and explain Lesson 1-1, God Our Father, p. 1. Discuss God's attributes. ☐

Read and explain to your child God Our Father and His attributes,

## Day 2



**Religion 1:** Read and explain Lesson 1-2, God Our Father, p. 2. ☐



**Jesus and I:** Read All for You, p. 10. Discuss the questions on p. 11. ☐

Most children in Seton know the prayers at the front of the *Religion 1* book. Nevertheless, have your child repeat them after you slowly to be sure that the pronunciation and the meaning are understood. The prayers are to be said daily, both in class time as well as in the evening at bedtime and/or in the morning. *Jesus and I* also contains these prayers, pp. 2 to 5.

Prayer is essential to the Catholic life. The best way for children to learn to pray is to pray with parents and the other members of the family. "The family that prays together stays together," and in these difficult times, it appears to be proven true repeatedly.

Discuss the meaning of the Sign of the Cross and the Glory Be to the Father prayers. These prayers are an act of faith in the Most Holy Trinity.





## RELIGION 1 LESSON PLAN

## Day 3



**Religion 1:** Read and explain Lesson 1-3, God Our Father, p. 3.

☐

**Jesus and I:** Read Sign of the Cross, p. 12. Discuss the questions on p. 13.

☐

## Day 4



**Review** the lessons for the week.

☐

**Religion 1:** Review this week's lessons. Discuss the catechism questions and answers in Lesson 1-4, p. 4. Help your child learn the answers to these questions.

☐

If you wish to give a lesson grade, we suggest that you base it on the memory work.

Be sure your child knows and understands The Our Father. Please help your child learn this basic prayer so it can be said every day, both morning and evening, and with the daily Rosary.



**Enrichment:** You might want to discuss Labor Day and the fact that God expects us to work according to our daily duty.

☐

Explain that St. Joseph was a carpenter and worked for his family, and that we celebrate the feast of St. Joseph the Worker.



**Enrichment:** Remind your child that September 8 is the feast of the Nativity of the Blessed Mother. If you have a prayer book with feast days, read some of these prayers for the feast days.

☐

## Week Two

## Day 1




**Religion 1:** Read and explain Lesson 2-1, God and Creation, p. 5.

☐

Have your child write out the word *Creator*. Explain that there is only One Creator, and that is God. This week, also explain the meaning of the Lord's Prayer. Sometimes children say the prayer quickly and do not know what they are saying. Please help your child to understand the prayer as well as to memorize it.





SECOND QUARTER





## RELIGION 1 LESSON PLAN




**Jesus and I:** Read Hail Mary, p. 24. Discuss the questions on p. 25. ☐

Read the Mass prayers from the Mass for St. Joseph's feast day.



**Mary My Mother:** Read p. 11. ☐

## Day 4




**Religion 1:** Review this week's lessons. Discuss the catechism questions and answers in Lesson 15-4, p. 70. Help your child learn the answers to these questions. ☐

Read any children's stories you may have about St. Joseph. Spend some time this weekend with your child meditating on St. Joseph.


## Week Sixteen

## Day 1



**Religion 1:** Read and explain Lesson 16-1, The Holy Family: Jesus, Mary, and Joseph, p. 71. ☐

## Day 2



**Religion 1:** Read and explain Lesson 16-2, The Holy Family: Jesus, Mary, and Joseph, pp. 72-73. Explain that the three kings came to adore Our Lord Jesus Christ. ☐




**Jesus and I:** Read Hail Mary, p. 26. Discuss the questions on p. 28. ☐



**Mary My Mother:** Read p. 14. ☐

Continue to help your child understand and memorize the prayers. These need to be said every day with the family.

## Day 3



**Religion 1:** Read and explain Lesson 16-3, The Holy Family: Jesus, Mary, and Joseph, pp. 74-75. Discuss how God protected the Holy Family. ☐

## RELIGION 1 LESSON PLAN



**Jesus and I:** Read Hail Mary, p. 29. Discuss the questions on p. 30.


☐


**Mary My Mother:** Read p. 15.

☐

Read the passages about the flight to Egypt from your family Bible (Matthew 2:13-21). Children need to see reverence and respect for the Bible.

## Day 4



**Religion 1:** Review this week's lessons. Discuss the catechism questions and answers in Lesson 16-4, p. 76. Help your child learn the answers to these questions.

☐


**Mary My Mother:** Read p. 16.

☐

Read the Mass prayers for the Feast of the Holy Family, now celebrated on the first Sunday after Christmas (*Trad.*: celebrated on the first Sunday after Epiphany).





## RELIGION 1 LESSON PLAN




**Jesus and I:** Read Penance, p. 77. Discuss the questions on p. 78.

☐

## Week Twenty-Six

### Day 1




**Religion 1:** Read and explain Lesson 26-1, The Sacrament of Matrimony, p. 121. Explain that in the Sacrament of Matrimony, a man and a woman promise to stay married to each other.

☐


**Jesus and I:** Read Penance, p. 79. Discuss the questions on p. 80.

☐

### Day 2



**Religion 1:** Read and explain Lesson 26-2, The Sacrament of Matrimony, p. 122. Explain that the Sacrament of Matrimony helps a man and a woman, along with their children, to be holy.


☐


**Jesus and I:** Read Penance, pp. 81-82. Discuss the questions on p. 83.

☐

Holy Week: Read the story of St. Peter, who denied Jesus three times, then was sorry for his sin and wept (Luke 22:54-62).

### Day 3




**Religion 1:** Read and explain Lesson 26-3, The Sacrament of Matrimony, p. 123.

☐

Teach your child about the meaning of Lent, a time for sacrifice and penance.

### Day 4



**Religion 1:** Read and explain Lesson 26-4, The Sacrament of Matrimony, p. 124..

☐



## RELIGION 1 LESSON PLAN

## Week Twenty-Seven

## Days 1–4



Please follow the directions in the text for Review Week 27.



The questions on the quarter test are taken directly from the catechism questions and answers.

Administer the **Third Quarter Test**. Read the directions and the questions to your child, listen to your child's oral answer, and help your child to spell the answers for the quarter test.

Attach the completed test to the Religion 1 Third Quarter Report Form, and mail it to Seton for grading, or you may submit it online from your MySeton page.

## END OF THIRD QUARTER





# RELIGION 1

1REL01\_17A

This Course Manual is the property of Seton Home Study School and must be returned to Seton when the course has been completed.

We encourage you, however, to write in this Course Manual, or highlight in it to mark student progress.

For more information, visit:  
**[setonhome.org/return-lp](http://setonhome.org/return-lp)**

## LIST OF COURSE MATERIALS

- *Religion 1 For Young Catholics*
- *Jesus and I*
- *Coloring Book about Angels*
- *The Holy Spirit*
- *The Miracles of Jesus*
- *Mary My Mother*



**Seton**  
Home Study School

1350 Progress Drive, Front Royal, VA 22630  
[www.setonhome.org](http://www.setonhome.org)



1REL01\_17A

Revised 6/22/2023