






RELIGION 4

COURSE MANUAL



LESSON PLANS - ANSWER KEYS - TESTS - QUARTER REPORT FORMS


TABLE OF CONTENTS

| | |
|------------------------------|----|
| I. Introduction | 2 |
| II. Lesson Plan: | |
| A. First Quarter | 5 |
| B. Second Quarter | 24 |
| C. Third Quarter..... | 42 |
| D. Fourth Quarter..... | 60 |

Answer keys, tests, and Quarter Report Forms are located at the end of this Course Manual.

Course Materials

- *Religion 4 for Young Catholics*
- *Bible History 4 for Young Catholics*
- *The New Saint Joseph Baltimore Catechism No. 1*



St. Margaret of Scotland
Photo by Fr. Lawrence Lew, flickr



FIRST QUARTER



RELIGION 4 LESSON PLAN

Week One

Day 1

THE NEW SAINT JOSEPH BALTIMORE CATECHISM NO. 1

Look over your religion books for this year. *The New Saint Joseph Baltimore Catechism No. 1* was the traditional basic catechism used in Catholic schools for many, many years. It contains clear and accurate questions and answers, as well as introductory explanations and review exercises, for each lesson.

You can check off work as you complete it!



Look over the cover and the back cover. **Read** the inside of the covers. **Look** at the title page and the back of the title page.



Read the Introduction. **Look over** the table of contents. **Notice** the appendix ("Why I Am a Catholic") and the dictionary and index in the back of the book.

RELIGION 4 FOR YOUNG CATHOLICS

Religion 4 for Young Catholics offers more explanation for the lessons in the *Baltimore Catechism*. This book contains more up-to-date issues pertaining to the catechism questions.



Notice the beautiful painting of the Annunciation on the cover. **Read** the title pages and the back of the title page. **Read** the dedication and the table of contents.



Read the Preface for Parents, written by Sister Margaret, who was so good to write this book; please keep her in your prayers. **Read** the Foreword. **Skim** through the book and see how it teaches a lesson per week.

BIBLE HISTORY 4 FOR YOUNG CATHOLICS

Bible History 4 for Young Catholics is the third book in this religion course. This book contains short Bible stories from both the Old Testament and the New Testament.



Look over the title page, the back of the title page, and the table of contents. **Skim** through the book to see the chapter review questions at the end of each chapter.



Religion 4: Read Chapter 1, "The Apostles' Creed," pp. 1-3.



Religion 4: Answer the questions on p. 3.

RELIGION 4 LESSON PLAN



Study the painting of Jesus teaching the Apostles. Jesus is all in white. Notice the second painting of God the Father. Almost all the paintings in this book can be found on the Internet. You can look on the search engines or the Web Gallery of Art. You can see them in the original colors, and learn about the artists.

Day 2



Baltimore Catechism: Read over the Prayers for Every Day, pp. 6-9. You may think you know the prayers, but sometimes we need to look at the words more carefully.



If there are any prayers you cannot say from memory, **start working on memorizing them.** If there are any prayers you do not know, work on memorizing each prayer for one week.



If you have forgotten the Act of Faith, then next week, study it and memorize it each day for a week.



Religion 4: Read "I Believe in God," pp. 4-5.



Study the painting of Jesus being held by God the Father. Notice the dove, representing the Holy Spirit, on His head. Mary and St. John the Beloved are kissing His hands, while the angels surround them all.

Day 3



Baltimore Catechism: Read over the prayers again. You may want to recite them at different times of the day. Ask little brothers and sisters to join you.



Religion 4: Read and study "I Believe in God, the Father Almighty," pp. 6-9.



Religion 4: Answer the questions on p. 9.



The painting of Noah (or Noe) represents when he gave thanksgiving to God after the flood and the water went down. The others in the painting are members of his family who were on the Ark with him. The second painting is of **Moses**.



Bible History 4: Read Chapter 1, God Creates the Earth and the Sky.



RELIGION 4 LESSON PLAN



Bible History 4: Answer the questions orally.

In *Bible History 4 for Young Catholics*, the Bible stories are in simple language for children, but we encourage you to read the original story in the Bible if you have time.

Day 4



Religion 4: Read and study "Creator of Heaven and Earth," pp. 10-11.



Religion 4: Answer the questions on p. 11.



The painting is a wonderful picture of God the Creator.



Baltimore Catechism: Read Lesson 37 on Prayer. This lesson will be covered in detail in the Fourth Quarter.



Bible History 4: Read Chapter 2, God Creates the Garden of Paradise.



Bible History 4: Answer the questions orally.

Day 5



Religion 4: Complete the Chapter 1 Review on p. 12.



Baltimore Catechism: Complete the Fill in the Blank sentences for Lesson 37 (Prayer) on p. 175.



Bible History 4: Read Chapter 3, The Angels.



Bible History 4: Answer the questions orally.

Week Two

Day 1



Religion 4: Read and study Chapter 2, "Creator of Heaven," pp. 13-14.

St. Jean de Brebeuf
Photo by Fr. Lawrence Lew, flickr



SECOND QUARTER

RELIGION 4 LESSON PLAN

Week Ten

Day 1



Religion 4: Read and study Chapter 9, "He Will Come to Judge," p. 65.



Religion 4: Answer the questions on p. 65.



Baltimore Catechism: Read Lesson 8, The Redemption.



Bible History 4: Read Chapter 18, The Birth of Moses.



Bible History 4: Answer the questions orally.

Day 2



Religion 4: Read and study "He Will Come to Judge," p. 66.



Religion 4: Answer the questions on p. 66.



Baltimore Catechism: Study Lesson 8, especially the answers to the seven questions, numbers 46-52.



Bible History 4: Read Chapter 19, Moses and the Burning Bush.



Bible History 4: Answer the questions orally.

Day 3



Religion 4: Read and study "He Will Come to Judge," p. 67.



Religion 4: Answer the questions on p. 67.



Baltimore Catechism: Review the answers to the seven questions in Lesson 8, numbers 40-45.

RELIGION 4 LESSON PLAN



Bible History 4: Read Chapter 20, The Plagues of Egypt.



Bible History 4: Answer the questions orally.

Day 4



Religion 4: Read and study "He Will Come to Judge," pp. 68-69.



Religion 4: Answer the questions on p. 69.

In the first painting, Jesus is portrayed as both a King and a Judge. **The second painting** is *The Coronation of the Blessed Mother as the Queen of Heaven.*



Baltimore Catechism: Complete the Fill in the Blank sentences for Lesson 8 on p. 47.

Day 5



Religion 4: Complete the Chapter 9 Review on p. 70.

This painting of the Last Judgment is painted on wood. The painting reminds us that we will all be judged and will spend eternity in Heaven if we are faithful to Jesus, love Him, and obey His Commandments.



Baltimore Catechism: Orally review the seven questions in Lesson 8, numbers 46-52.

Week Eleven

Day 1



Religion 4: Read and study Chapter 10, "I Believe in the Holy Spirit," pp. 71-72.



Religion 4: Answer the questions on p. 72

St. Etheldreda

Photo by Fr. Lawrence Lew, flickr



THIRD QUARTER

RELIGION 4 LESSON PLAN

Week Nineteen

Day 1

PARENT: By this time, your child should have memorized the Apostles' Creed, presented in the First Quarter.



Religion 4: Read and study Chapter 17, "The Second and Third Commandments of God," pp. 129-130.



Religion 4: Answer the questions on p. 130.



The first painting is of Jesus healing a lame man. This painting should remind us that as followers of Jesus, we must be concerned about helping others, especially those who are sick. **Notice the beautiful painting** of the Blessed Mother with the Christ Child, St. Francis, and St. Anthony of Padua on the right, and St. Clare on the left. We are not sure of the saint in armor.



Baltimore Catechism: Read Lesson 18, The Second and Third Commandments of God.



Bible History 4: Read The New Testament, Chapter 1, The Birth of John.



Bible History 4: Answer the questions orally.

Day 2



Religion 4: Read and study "The Second and Third Commandments of God," pp. 131-132.



Religion 4: Answer the questions on p. 132.



The painting is of St. Peter and St. John healing a crippled man. **In the painting** of the Annunciation, the artist shows the Blessed Mother reading the Old Testament.



Baltimore Catechism: Study the nine questions and answers in Lesson 18, numbers 97-105.



Bible History 4: Read Chapter 2, The Annunciation.



Bible History 4: Answer the questions orally.

RELIGION 4 LESSON PLAN

Day 3



Religion 4: Read and study "The Second and Third Commandments of God," pp. 133-134.



Religion 4: Answer the questions on p. 134.



Study the painting of Creation, with God the Father and the animals in the Garden of Paradise. **The second painting is of Jesus suffering in the Garden of Gethsemane** just before He was captured by the Roman soldiers. The Apostles were sleeping while Jesus was praying and sweating blood. He asked them later, "Could you not watch one hour with Me?" (Matt 26:40)



Baltimore Catechism: Review the answers for the nine questions in Lesson 18, numbers 97-105.



Bible History 4: Read Chapter 3, Mary Visits Elizabeth.



Bible History 4: Answer the questions orally.

Day 4



Religion 4: Read and study "The Second and Third Commandments of God," pp. 135-136.



Religion 4: Answer the questions on p. 136.



Look at the painting of the Holy Family. Notice St. John the Baptist with the lamb. The Blessed Mother is holding the Baby for the saints to honor Him. **Study the second painting** of Jesus at the table in Emmaus when He said the words of consecration to change the bread and wine into His Body and Blood. This was after His Resurrection when He met two of His disciples along the road and then went inside an inn.



Baltimore Catechism: Complete the Fill in the Blank sentences for Lesson 18 on p. 89.

Day 5



Religion 4: Complete the Chapter 17 Review on p. 137.



Baltimore Catechism: Orally review the questions and answers for Lesson 18, numbers 97-105.

St. Isaac Jogues
Photo by Fr. Lawrence Lew, flickr



FOURTH QUARTER

RELIGION 4 LESSON PLAN

Week Twenty-Eight

Day 1



Religion 4: Read and study Chapter 25, "Holy Eucharist and Sacrifice of the Mass," pp. 193-195.



Religion 4: Answer the questions on p. 195.



Study the two paintings of the Last Supper.



Baltimore Catechism: Read Lesson 26, The Holy Eucharist.



Bible History 4: Read Chapter 22, The Parable of Lazarus and the Rich Man.



Bible History 4: Answer the questions orally.

Day 2



Religion 4: Read and study "Holy Eucharist and Sacrifice of the Mass," pp. 196-197.



Baltimore Catechism: Study the six questions and answers in Lesson 26, numbers 154-159.



Bible History 4: Read Chapter 23, The Resurrection of Lazarus.



Bible History 4: Answer the questions orally.

Day 3



Religion 4: Read and study "The Sacrifice of the Mass," pp. 198-200.



Religion 4: Answer the questions on p. 198 and p. 200.



Look at the painting of Abraham and Isaac. **The second painting** is of Jesus after He was taken down from the Cross.

**RELIGION 4 LESSON PLAN**

In the time of history before Jesus was born, the Jews (and other peoples) sacrificed food and animals, especially lambs, to God as a way of saying thank you and recognizing Him as the Creator of all things. When God asked Abraham to sacrifice his only son, Abraham was willing to do so. However, God stopped Abraham from doing this, which is the subject of this painting. This foreshadowed the fact that God the Father was going to sacrifice His only Son, Jesus Christ.



Baltimore Catechism: Read Lesson 27, The Sacrifice of the Mass.



Bible History 4: Read Chapter 24, The Last Supper.



Bible History 4: Answer the questions orally.

Day 4

Religion 4: Read and study "The Sacrifice of the Mass," pp. 201-203.



Religion 4: Answer the questions on pp. 202-203.

This is another painting of The Last Supper. The second painting is an image of Jesus hanging on the Cross. These paintings make us reflect again on how much Jesus has done for us, and how much we owe Him in worship, thanks, and adoration.



Baltimore Catechism: Study the three questions in Lesson 27, numbers 160-162.

Day 5

Religion 4: Complete the Chapter 25 Review on pp. 204-205.



Baltimore Catechism: Orally review the six questions in Lesson 26, numbers 154-159 and the three questions in Lesson 27, numbers 160-162.

Week Twenty-Nine**Day 1**

Religion 4: Read and study Chapter 26, "Holy Communion," p. 206.

RELIGION 4 LESSON PLAN



Religion 4: Answer the questions on p. 206.



Baltimore Catechism: Read Lesson 28, Holy Communion.



Bible History 4: Read Chapter 25, The Agony of Jesus in the Garden.



Bible History 4: Answer the questions orally.

Day 2



Religion 4: Read and study "Holy Communion," pp. 207-208.



Religion 4: Answer the questions on p. 208.

In this painting of the Last Supper, Jesus is giving Holy Communion to His Apostles. **The second painting, *The Holy Eucharist*,** is a devotional painting showing Jesus consecrating the bread and wine. The small loaf of bread is probably close to the kind of bread Jesus had at the Last Supper.



Baltimore Catechism: Study the seven questions and answers in Lesson 28, numbers 163-169.



Communion of the Apostles, by Luca Signorelli