






# RELIGION 6

## COURSE MANUAL



LESSON PLANS - ANSWER KEYS - TESTS - QUARTER REPORT FORMS

# TABLE OF CONTENTS

<b>I. Introduction</b> .....	3
<b>II. Lesson Plan:</b>	
A. First Quarter .....	7
B. Second Quarter .....	25
C. Third Quarter.....	43
D. Fourth Quarter.....	62


**Answer Keys, tests, and Quarter Report Forms are located at the end of this Course Manual.**

## Course Materials

*Religion 6 for Young Catholics*

*Bible History for Young Catholics: The Old Testament*

*The New Saint Joseph Baltimore Catechism No. 2*



St. John Vianney



FIRST QUARTER




## RELIGION 6 LESSON PLAN

## Week One

## Day 1

You can check off work  
as you complete it!




**Religion 6:** Look over the textbook *Religion 6 for Young Catholics*. Read the Title page, the back of the Title Page, and the Dedication. Read the Table of Contents, the Preface, and the Introduction.

The first three paintings are of the Annunciation. The Annunciation is the event when the Archangel Gabriel appeared to the Blessed Virgin Mary to ask her to be the Mother of God. Some paintings show a dove to represent the Holy Spirit, the third Person of the Blessed Trinity. The last painting on p. 3 is known by two titles: *The Immaculate Conception with Saints* or *The Incarnation*.



**Religion 6:** Read and study Chapter 1, "The Apostles' Creed: God and His Perfections," pp. 4-5.



**Religion 6:** Do the True or False exercise.



**Baltimore Catechism:** Look over the *Baltimore Catechism No. 2*. In Prayers for Every Day, pp. 5-7, select a different prayer to review each week.



**Baltimore Catechism:** Part I of the *Baltimore Catechism* is "The Creed." Read and study Lesson 1, The Purpose of Man's Existence, pp. 8-10.



**Baltimore Catechism:** Study the questions and answers for Numbers 4-6.



**Baltimore Catechism:** Do the True or False and Fill in the Blanks exercises on p. 11.

## Day 2



**Religion 6:** Read and study Chapter 1, "God and His Perfections," pp. 6-8.



**Religion 6:** Do the Multiple Choice exercise. The best way to prepare for the First Quarter Test 1 is to study the material in *Religion 6 for Young Catholics* and do all of the end-of-lesson exercises.

In the first painting, we see God the Father as He is creating the world. We see the explosion of bright light, probably representing the creation of the sun.

In the next painting, we see God the Father, God the Son, and God the Holy Spirit, surrounded by Heavenly angels. Notice the globe representing the world that God created. Notice that Jesus bears wounds in His hands and feet, a sign of His Death on the Cross that was our salvation.

On p. 9, notice the elaborate painting of the Nativity. There are numerous figures in the painting.

## RELIGION 6 LESSON PLAN



**Baltimore Catechism:** Read and study Lesson 2, God and His Perfections, Section A and Section B, pp. 13-16.



**Bible History:** Look over the *Bible History for Young Catholics* book. Read the Table of Contents.



**Bible History:** Read and study Chapter 1, pp. 1-3.



**Bible History:** Do the Chapter Review. We suggest that the student read the completed sentences out loud so that the answers will be remembered better.

**PARENT:** Check the First Quarter Test 2 questions to make sure that your student learns the material that will be asked on the test.

## Day 3



**Religion 6:** Read and study Chapter 1, "God and His Perfections," pp. 10-11.



**Religion 6:** Do the Matching exercise.



**Baltimore Catechism:** Read and study Lesson 2, Section C, pp. 16-20.

## Day 4



**Religion 6:** Read and study Chapter 1, "God and His Perfections," pp. 12-13.



**Religion 6:** Do the Fill in the Blanks exercise.

Notice the painting of St. John, the author of one of the Gospels; notice the eagle in the bottom left corner, the symbol of St. John. As the Church teaches, the Gospel writers were inspired by God as they wrote, so we see St. John looking up to Heaven with book and pen in hand.



**Baltimore Catechism:** Study the questions and answers in Lesson 2 for Numbers 8-14, 19, 22, and 23. (Numbers 23A to L are not required.)

## Day 5



**Review** the lessons for this week.

**RELIGION 6** LESSON PLAN

**Baltimore Catechism:** Orally review the questions and answers in Lessons 1 and 2 for Numbers 4-6, 8-14, 19, 22, and 23. A parent could read the question, and the student give the answer.

Exact memorization is not required.

**Week Two****Day 1**

**Religion 6:** Read and study Chapter 2, "Unity and Trinity of God," pp. 14-15.



**Religion 6:** Answer the True or False questions.

The painting of Jesus as the Good Shepherd is the result of one of His parables. Jesus reminded us that the Good Shepherd cares about each one of His sheep, and will take the time and trouble to leave the ninety-nine in the flock to look for even one which is lost. This story or parable that Jesus told is a reminder that God cares for each one of us; He does not think that enough have been saved until each one of us is saved. Even if the whole world loves you, it cannot compare with the love that Jesus has for you.

The second painting is of St. Cecilia. The crown of flowers being put on her head represents the crown of martyrdom or sainthood. Cecilia lived from 230 to 250. She was a young Christian who was forced by her father to be married; her husband became Christian and was martyred. Then the Romans imprisoned and killed her. Several hundred years later, her incorrupt body was found. She was proclaimed a saint by the Catholic Church. In the painting, we see Cecilia playing an organ and angels playing several instruments. She is often pictured with musical instruments and is the patron of musicians because she said that, on her wedding day, while there was the playing of secular music, she had music for Jesus in her heart.



*Good Shepherd, Baptiste de Champaigne*



**Baltimore Catechism:** Read and study Lesson 3, the Unity and Trinity of God, pp. 22-24.



# SECOND QUARTER



# RELIGION 6 LESSON PLAN

## Week Ten

### Day 1



**Religion 6:** Read and study Chapter 9, "The Two Great Commandments," pp. 78-79. Learn the Two Great Commandments.



**Religion 6:** Do the Multiple Choice exercise.



**Baltimore Catechism:** Part 2 of the *Baltimore Catechism* is "The Commandments." Read and study p. 94. Then read and study Lesson 15, The Two Great Commandments, pp. 95-97.

### Day 2



**Religion 6:** Read and study Chapter 9, "The Two Great Commandments," pp. 80-81.



**Religion 6:** Do the True or False exercise.



**Review** the Corporal and Spiritual Works of Mercy. We love God when we love and serve others.

The small painting shows Jesus at the Last Supper, changing the bread and wine into His Body and His Blood. This is a simple devotional painting, one that inspires prayer.




**Baltimore Catechism:** Continue to read and study Lesson 15, pp. 98-104.



**Bible History:** Read and study Chapter 9, pp. 30-32.



**Bible History:** Do the Chapter Review.



**Eucharist, Mignard**



## RELIGION 6 LESSON PLAN

## Day 3




**Religion 6:** Read and study Chapter 9, "The Two Great Commandments," pp. 82-83.



**Religion 6:** Do the Fill in the Blanks exercise.

In the painting, Moses shows and explains the Ten Commandments to the people of Israel. God appeared to Moses on Mount Sinai and gave him the Ten Commandments, written on two stone tablets. When Moses came down from the mountain, he found the people committing the grave sin of worshiping a golden calf they had made. At that point, Moses threw the tablets on the ground, where they broke. God later remade the tablets, and Moses here explains the Commandments which were given to all people for all time. Although God puts the Ten Commandments in men's hearts, He also has given mankind the written Ten Commandments. During Old Testament times, the people of Israel had little boxes on their doorposts with the Ten Commandments printed inside.



Moses, Follower of Ribera



**Baltimore Catechism:** In Lesson 15, pp. 104-105, do the True or False and Fill in the Blanks exercises.

## Day 4



**Religion 6:** Read and study Chapter 9, "The Two Great Commandments," pp. 84-85.

The painting is the miracle of Jesus curing the blind man, Bartimeus.



**Baltimore Catechism:** In Lesson 15, study the questions and answers for Numbers 189-192.

## Day 5



**Review** the weekly lessons.



**Baltimore Catechism:** Orally review the questions and answers in Lesson 15 for Numbers 189-192.



# FOURTH QUARTER

## RELIGION 6 LESSON PLAN

## Week Twenty-Eight

## Day 1



**Religion 6:** Read and study Chapter 25, "Confession," pp. 232-233.



**Religion 6:** Do the Fill in the Blank exercise.

Confession is a wonderful gift from God to help us to obtain certain forgiveness for our sins.



**Baltimore Catechism:** Read and study Lesson 31, Confession, pp. 196-200.

## Day 2



**Religion 6:** Read and study Chapter 25, "Confession," pp. 234-237. A good confession is humble, sincere, and entire.

The four paintings are about confessing sins and being sorry for our sins. The first painting is of the woman who met Jesus at a well, titled *Woman at the Well*. She was a sinner, and when Jesus began talking to her about her sins, she realized that He was the promised Messiah. She ran back to the town and told everyone to come out to meet Him.

In the second painting, Mary Magdalene expresses deep sorrow for her sins by washing the feet of Jesus with her tears.

The third painting shows a story from the Old Testament, in which Joseph's brothers approach him after being forgiven for the sins they committed against him. The brothers had sold their brother Joseph to the Egyptians as a slave, but he rose to be an important counselor to the Egyptian pharaoh.

The final painting on p. 237 is another of Jesus with the woman at the well. The message that Jesus gave her was that the water in the well could quench her thirst for only a little while, but He had the water, the water of Baptism, which could give eternal life. In the Gospel of John, Jesus said, "Whoever drinks of this water shall thirst again; but he that shall drink of the water that I will give him shall not thirst forever" (John 4:13).



**Baltimore Catechism:** Reread and study Lesson 31.



**Baltimore Catechism:** On p. 201, do Choose the Best Answer and Fill in the Blanks exercises.



**Bible History:** Read and study Chapter 25, pp. 84-87.



**Bible History:** Do the Chapter Review.



# RELIGION 6 LESSON PLAN

## Day 3



**Religion 6:** Read and study Chapter 25, "Confession," pp. 238-239.



**Religion 6:** Do the Fill in the Blank exercise.

It is required that we confess every mortal sin.



**Baltimore Catechism:** In Lesson 31, study the questions and answers for Numbers 408-415, 417, and 420.

## Day 4



**Religion 6:** Read and study Chapter 25, "Confession," pp. 240-241.



**Religion 6:** Do the Fill in the Blank exercise.

Our confession should be humble, sincere, and entire.



**Baltimore Catechism:** In Lesson 31, review the questions and answers for Numbers 408-415, 417, and 420.


## Day 5



**Review** the weekly lessons.



**Baltimore Catechism:** Orally review the questions and answers in Lesson 31 for Numbers 408-415, 417, and 420.



*Adoration of the Magi, Andrea Mantegna*